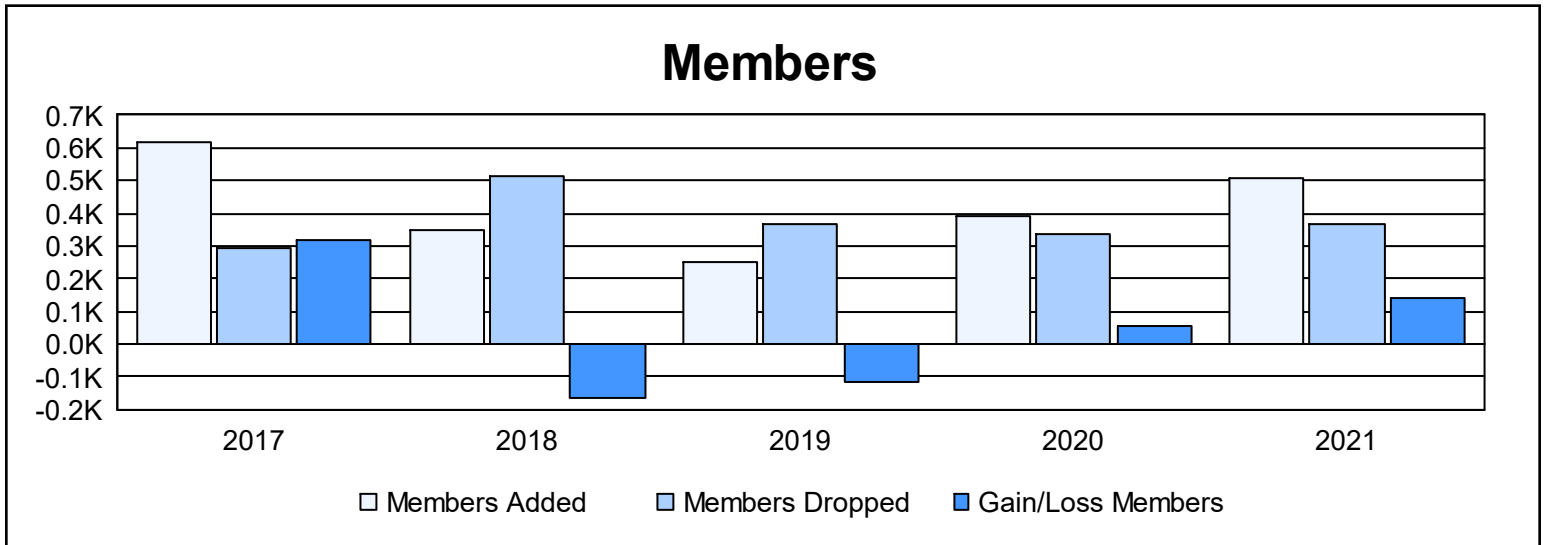
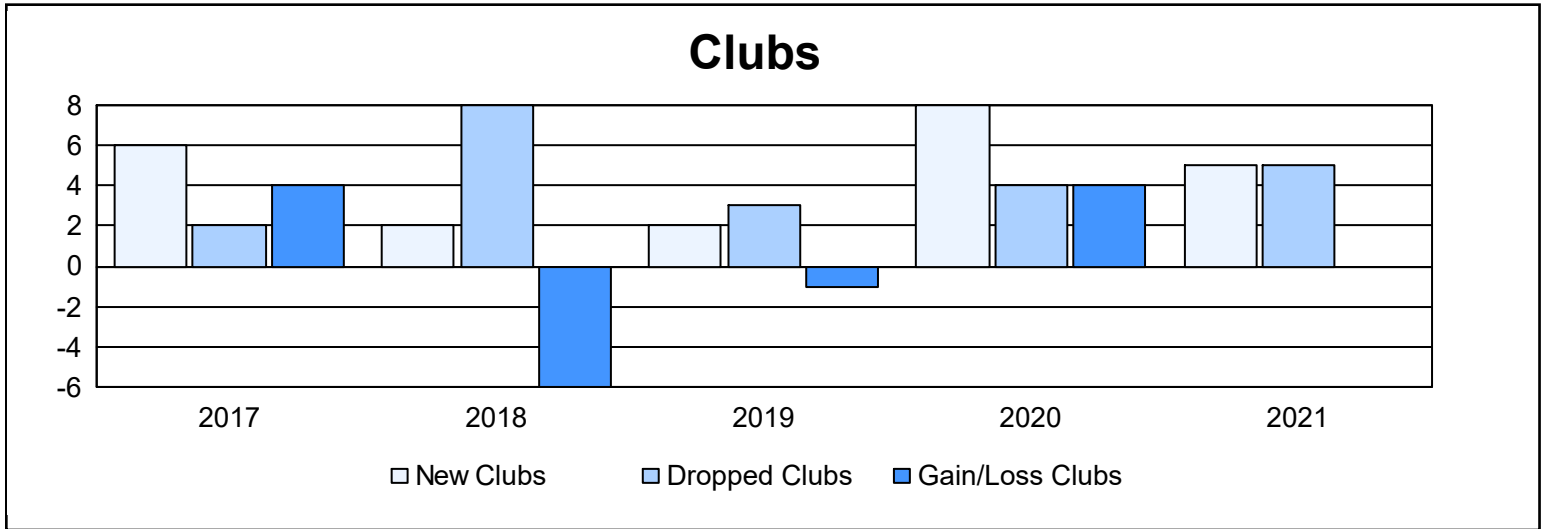
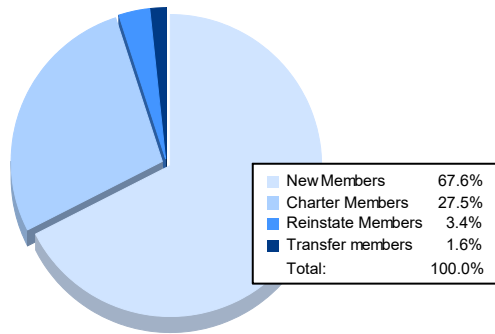


| Year | New Clubs | Dropped Clubs | Gain/ Loss Clubs | New Members | Charter Members | Reinstate Members | Transfer Members | Total Member Added | Total Members Dropped | Gain/ Loss Members |
|----------------|-----------|---------------|------------------|-------------|-----------------|-------------------|------------------|--------------------|-----------------------|--------------------|
| 2016-2017 | 6 | 2 | 4 | 458 | 149 | 7 | 1 | 615 | 294 | 321 |
| 2017-2018 | 2 | 8 | -6 | 227 | 50 | 64 | 7 | 348 | 515 | -167 |
| 2018-2019 | 2 | 3 | -1 | 179 | 48 | 8 | 14 | 249 | 366 | -117 |
| 2019-2020 | 8 | 4 | 4 | 184 | 189 | 13 | 8 | 394 | 337 | 57 |
| 2020-2021 | 5 | 5 | 0 | 342 | 139 | 17 | 8 | 506 | 365 | 141 |
| Average | 5 | 4 | 0 | 278 | 115 | 22 | 8 | 422 | 375 | 47 |



Membership Composition June 2021 Cumulative



Gender Composition June 2021 Cumulative

